


## How to Find Database Sources in the AIU Library – Please Print Out and Save These Instructions

For your Unit 2 DB assignment, you must search a database in the Library. Please follow these instructions:

- 1 Click on [Library](#) link in our Virtual Classroom.
- 2 When the next window appears, click on "[Find Articles and Books](#)" link on the top left side of page, second button  under Resources. You can also click on this picture when you see it:



- 3 A new window will open that contains an alphabetical list of the Library's searchable databases, which are small electronic libraries.

Normally, at this point you would choose a database that seems related to your topic. "Academic Search Premier" is a good one to start with.

**However, for Unit 2 DB, you are given a specific database to search. So continue immediately to Step #4 below.**

- 4 In the alphabetical listings, scroll down to the database you're looking for and click on it:

[Opposing Viewpoints](#)

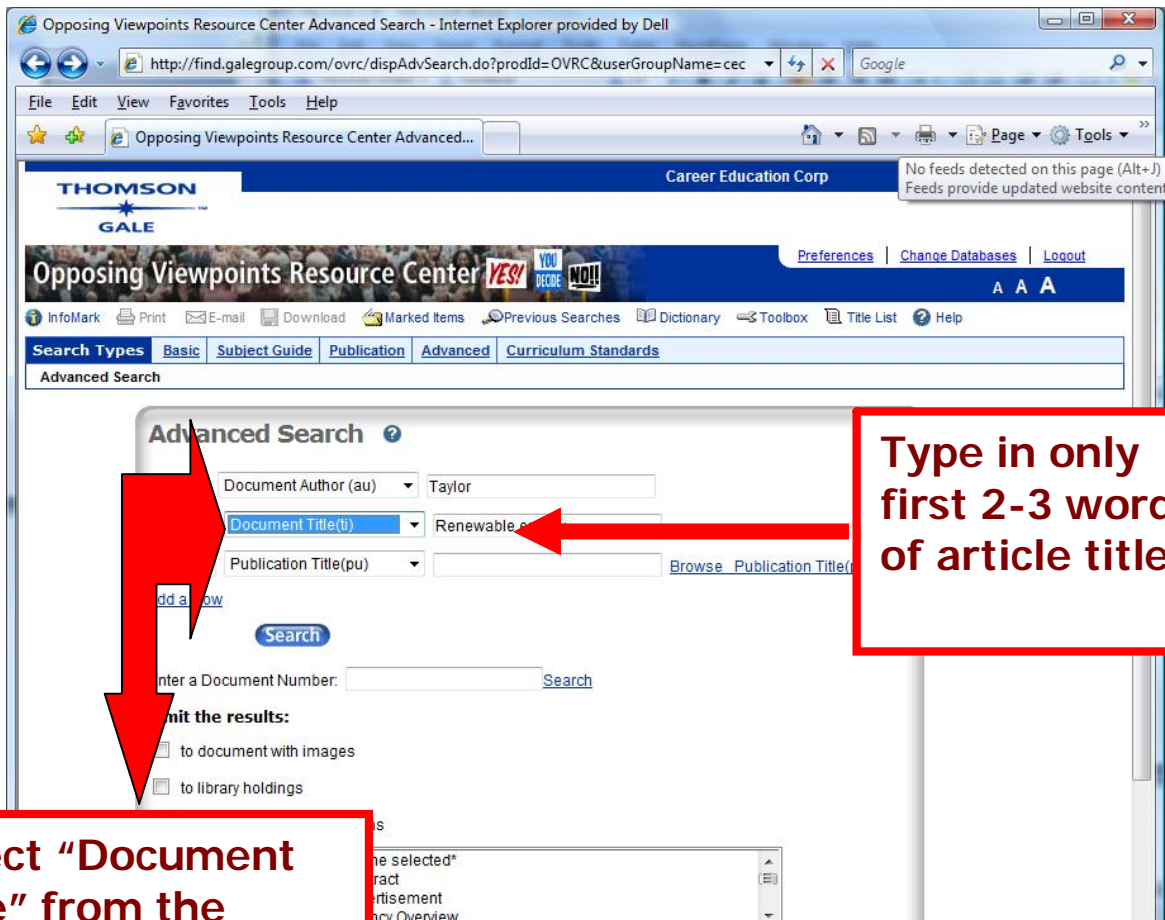
5 In the new window that appears, normally you would enter terms in the Basic Search box or select from the long list of topics on the right. However, since you already have information on a specific article, click on "Advanced":

The screenshot shows the Thomson Gale Oposing Viewpoints Resource Center Basic Search page. The page is displayed in Internet Explorer. The browser address bar shows the URL: <http://find.galegroup.com/ovrc/start.do?prodId=OVRC&userGroupName=cec>. The page header includes the Thomson Gale logo and the text "Career Education Corp" and "Return to Library". The main heading is "Oposing Viewpoints Resource Center" with a "YES! YOU DECIDE NO!" banner. Below the heading are links for "Preferences", "Change Databases", and "Logout". The page features a "Search Types" menu with tabs for "Basic", "Subject Guide", "Publication", "Advanced", and "Curriculum Standards". The "Advanced" tab is highlighted with a red arrow. Below the menu is a "Basic Search" section with a search box, a "Search" button, and options for "Search for words in: Subject", "Keyword", and "Entire document". There are also options to "Limit the results:" by content level and content type. A list of popular topics is provided on the right, including "Abortion", "Adoption", "Affirmative action", "AIDS (Disease)", "Alcoholism", "Animal", "Animal rights", "Assisted suicide", "Athletes", "Bioethics", "Biological weapons", "Birth control", "Capital punishment", "Censorship", "Child abuse", "Church and state", "Civil rights", "Cloning", "Creationism", "Crime", "Death", "Divorce", "Domestic violence", "Drinking (Alcoholic beverages)", "Driving while intoxicated", "Drug abuse", "Drug traffic", "Drugs and athletes", "Eating disorders", "Internet", "Iraq", "Islamic", "Jihadism", "Juvenile drinking", "Juvenile drug abuse", "Juvenile offenders", "Marijuana", "Media violence", "Middle East", "Minimum wage", "Narcotics legalization", "National security", "Nuclear weapons", "Nutrition", "Oceans", "Outsourcing", "Patriot Act 2001", "Political corruption", "Pollution", "Population growth", "Pornography", "Poverty", "Prisons", "Race relations", "Racism", "Rape", and "Religion". A red box with the text "Click on 'Advanced'" is positioned over the "Advanced" tab in the search types menu.

⑥ On next page, type **only the author's last name**; select "Document Author" from drop-down menu:

The screenshot shows the 'Advanced Search' interface of the Oposing Viewpoints Resource Center. The search criteria dropdown menu is open, showing options like 'Keyword(ke)', 'Document Title(ti)', 'Publication Title(pu)', 'Document Author (au)', 'Subject(su)', 'Entire Document (tx)', 'Person Name(p0)', 'Place Name(g0)', 'Named Work(w0)', 'Company Name(c0)', 'Publisher Name(pb)', 'ISSN(is)', 'ISBN(ib)', and 'Previous Searches(ps)'. The 'Document Author (au)' option is highlighted. The search input field contains the text 'Martin'. A red box on the right contains the text 'Type in only Author's Last Name' with an arrow pointing to the input field. A second red box at the bottom contains the text 'Select "Document Author" from the dropdown menu' with an arrow pointing to the dropdown menu.

- 7 In the next row, copy and paste or type in the first two-three words of article's title. Select "Document Title" from the dropdown menu.



Select "Document Title" from the dropdown menu

Type in only first 2-3 words of article title



8 Then click **Search** and the results screen will appear. Find your article and click on its blue hyperlink:

The screenshot shows a web browser window displaying the Thomson Gale Oposing Viewpoints Resource Center search results. The browser address bar shows the URL <http://find.galegroup.com/ovrc/advancedSearch.do>. The page header includes the Thomson Gale logo and navigation links like "Career Education Corp" and "Return to Library". The search results are for the query "au (Taylor) And (ti (Renewable energy))".

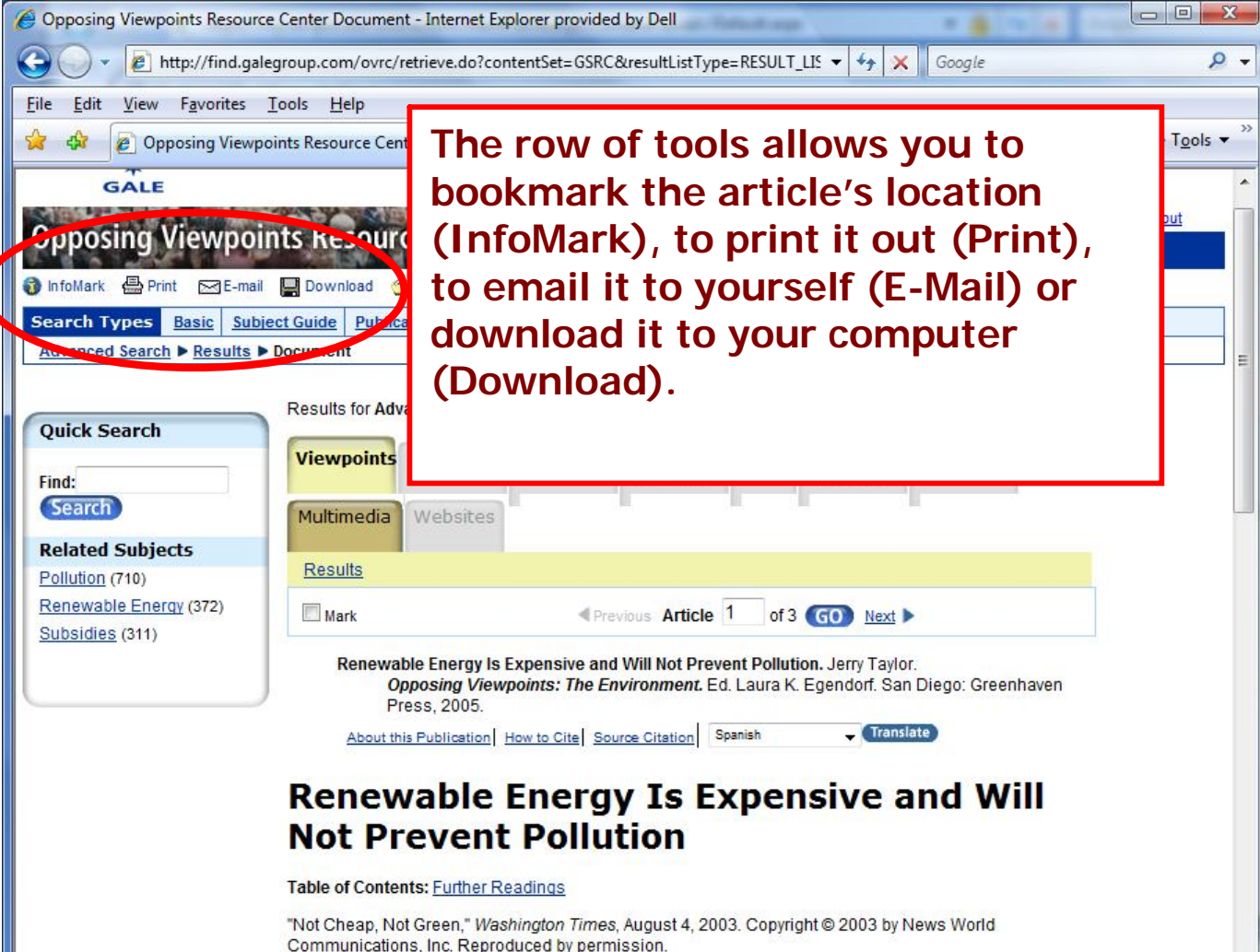
On the left side, there is a "Quick Search" box with a "Find:" input field and a "Search" button. Below it, there are search filters for "Viewpoints" (Reference, Magazines, Academic Journals, News, Primary Sources, Statistics) and "Multimedia" (Websites). A "Refine Results" section shows "Sort by: Document Title" and "Content Level: Basic Intermediate Advanced".

The main results area displays three items:

1. [Renewable Energy Is Expensive and Will Not Prevent Pollution](#). Jerry Taylor. *Opposing Viewpoints: The Environment*. Ed. Laura K. Egendorf. San Diego: Greenhaven Press, 2005. essay
2. [Renewable Energy Is Not Viable](#). *Opposing Viewpoints: Conserving the Environment*. Ed. Douglas Dupler. Detroit: Greenhaven Press, 2006. Viewpoint essay
3. [Renewable Energy Is Too Costly](#). James M. Taylor. *Current Controversies: Conserving the Environment*. Ed. John Woodward and Jennifer Skancke. Detroit: Greenhaven Press, 2006. Viewpoint essay

A red callout box on the right side of the page contains the text "Find your article and click on it." with a red arrow pointing to the first result's title.

- 9 Once you have found your article, it's a good idea to bookmark the article, print it out, email it to yourself or download it to your computer using the tools provided:



The screenshot shows a web browser window displaying a Gale database article. A red callout box highlights a row of four icons: a star (InfoMark), a printer (Print), an envelope (E-mail), and a floppy disk (Download). The article title is "Renewable Energy Is Expensive and Will Not Prevent Pollution" by Jerry Taylor, from the book "Opposing Viewpoints: The Environment". The page includes a search bar, navigation links, and a table of contents.

**The row of tools allows you to bookmark the article's location (InfoMark), to print it out (Print), to email it to yourself (E-Mail) or download it to your computer (Download).**

Renewable Energy Is Expensive and Will Not Prevent Pollution. Jerry Taylor.  
*Opposing Viewpoints: The Environment*. Ed. Laura K. Egendorf. San Diego: Greenhaven Press, 2005.

[About this Publication](#) | [How to Cite](#) | [Source Citation](#) | Spanish | [Translate](#)

## Renewable Energy Is Expensive and Will Not Prevent Pollution

Table of Contents: [Further Readings](#)

"Not Cheap, Not Green," *Washington Times*, August 4, 2003. Copyright © 2003 by News World Communications, Inc. Reproduced by permission.